



Good morning.

Rain over the past day fell across western to central Kansas and central to southeastern South Dakota. Rest of the western growing areas were mostly dry. The 1-7 day looks as if rain forecast for IA, WI, lower MN, IL & IA is wetter than that of yesterday. Temperatures are also a little cooler. **15 days out shows good rain across northern IA.**

Soybean oil contracts are seeing a reversal. Some feel the biofuel relief talk is overdone with no update or confirmation of what will happen. We think there will be some type of relief but not without some type of bipartisan deal with food producers. Soybeans are seeing bull spreading. Back months are lower on improving Canadian and US weather. Meal turned lower. Corn is lower on improving WCB weather conditions and lower wheat.

US crop conditions declined by a more than expected amount for corn, soybeans and winter wheat. Spring declined by a less than expected 1 point. USDA crop progress showed a slow start to the US winter wheat harvest and drop in ratings, in part from last week’s heavy rain across the lower US, IMO.

After trading six consecutive days lower, palm oil was up 6% overnight on bottom picking, settling 205MYR higher at 3580/ton. Cash palm was up \$27.50. Offshore values are leading soybean oil 88 points higher and meal \$1.00 higher.

China cash crush margins eroded from late last week to unfavorable levels basis spot position.

NOPA due out later and trade looking for 165.1 million May US crush and 1713 billion SBO stocks (1702 end of April).

South Korea’s MFG bought 65,000 tons of feed wheat and \$304.25/ton c&f for October and November arrival. Japan seeks 207,472 tons of food wheat. The Philippines seeks 205,000 tons of milling wheat for Aug/Sep shipment.

	Corn	Bean	Chi. Wheat	Meal	Oil
FI Est. Managed Fut. Only	262	83	(20)	14	43
FI Est. Managed Money F&O	260	94	(12)	15	44

Terry Reilly Grain Research

Futures International | One Lincoln Center | 18 W 140 Butterfield Rd. | Oakbrook Terrace, IL 60181

W: 312.604.1366 | treilly@futures-int.com

Prices as 6/15/21 7:16 AM

CBOT Soybeans			Soybean Meal			Soybean Oil					
	Change	Volume		Change	Volume		Change	Volume			
JUL1	1476.25	4.00	18907	JUL1	373.00	(0.90)	10313	JUL1	66.76	0.80	11831
AUG1	1437.25	(4.00)	7063	AUG1	375.00	(1.70)	6354	AUG1	64.54	0.61	6795
SEP1	1396.00	(8.75)	3511	SEP1	377.10	(2.30)	2814	SEP1	63.76	0.62	4157
NOV1	1383.00	(12.25)	18670	OCT1	377.20	(3.50)	1424	OCT1	62.88	0.50	1449
JAN2	1387.50	(10.25)	1436	DEC1	380.50	(4.50)	6390	DEC1	62.26	0.39	7042
MAR2	1365.00	(9.25)	612	JAN2	379.90	(4.90)	607	JAN2	61.48	0.33	615
CBOT Corn			Oats			Chicago Wheat					
	Change	Volume		Change	Volume		Change	Volume			
JUL1	653.00	(6.25)	25694	JUL1	367.25	(1.50)	53	JUL1	657.50	(17.00)	10831
SEP1	586.00	(12.50)	11463	SEP1	367.75	(1.25)	8	SEP1	662.25	(16.75)	6799
DEC1	568.00	(13.25)	27557	DEC1	368.25	(1.25)	24	DEC1	669.25	(17.00)	4103
MAR2	575.25	(12.75)	2196	MAR2	373.00	0.00	0	MAR2	676.00	(16.75)	450
MAY2	581.25	(10.75)	980	MAY2	373.50	0.00	0	MAY2	677.25	(16.25)	126
JUL2	580.50	(12.50)	665	JUL2	377.25	0.00	0	JUL2	675.75	(9.50)	122
KC Wheat			Mat Wheat			ICE CANOLA					
	Change	Volume		Change	Volume		Change	Volume			
JUL1	610.50	(17.50)	3273	SEP1	206.75	(2.25)	8547	JUL1	852.50	(1.20)	182
SEP1	618.75	(17.50)	4054	DEC1	207.00	(2.00)	5855	NOV1	729.40	1.80	182
DEC1	627.50	(17.25)	2278	MAR2	208.25	(2.00)	1164	JAN2	731.50	2.70	182
MAR2	636.00	(17.50)	325	MAY2	209.25	(2.25)	160	MAR2	728.90	2.80	182

Soy/Corn Ratio X/Z 2021 2.4349

Source: FI and Reuters

Weather

USDA Crop Progress Actual			As of: 6/13/2021						
	Change	USDA G/E	Last week	Year Ago	5-year Average*	FI G/E Estimate	Trade Average*	Range	USDA-TRADE
Corn Conditions	(4)	68	72	71	70	69	69	68-74	-1
Soybean Conditions	(5)	62	67	72	64	66	65	64-66	-3
Winter Wheat Conditions	(2)	48	50	50	53	50	50	49-51	-2
Spring Wheat Conditions	(1)	37	38	81	70	36	36	36-38	1
Oats Conditions	(4)	42	46	66	NA	NA	NA	NA	
Barley Conditions	2	45	43	77	NA	NA	NA	NA	
Sorghum Conditions	0	74	74	48	NA	NA	NA	NA	
Rice Conditions	(3)	72	75	71	NA	NA	NA	NA	
Cotton Conditions	(1)	45	46	43	NA	NA	NA	NA	
	Change	USDA	Last Week	Year Ago	5-year Average	FI Est.	Trade Average	Range	
Corn Emerged	6	96	90	94	91	NA	NA	NA	
Soybeans Planted	4	94	90	92	88	95	95	94-96	-1
Soybeans Emerged	10	86	76	79	74	97	NA	NA	
Spring Wheat Emerged	6	96	90	93	95	NA	NA	NA	
Winter Wheat Headed	7	92	85	90	92	NA	NA	NA	
Winter Wheat Harvested	2	4	2	14	15	8	10	7-16	

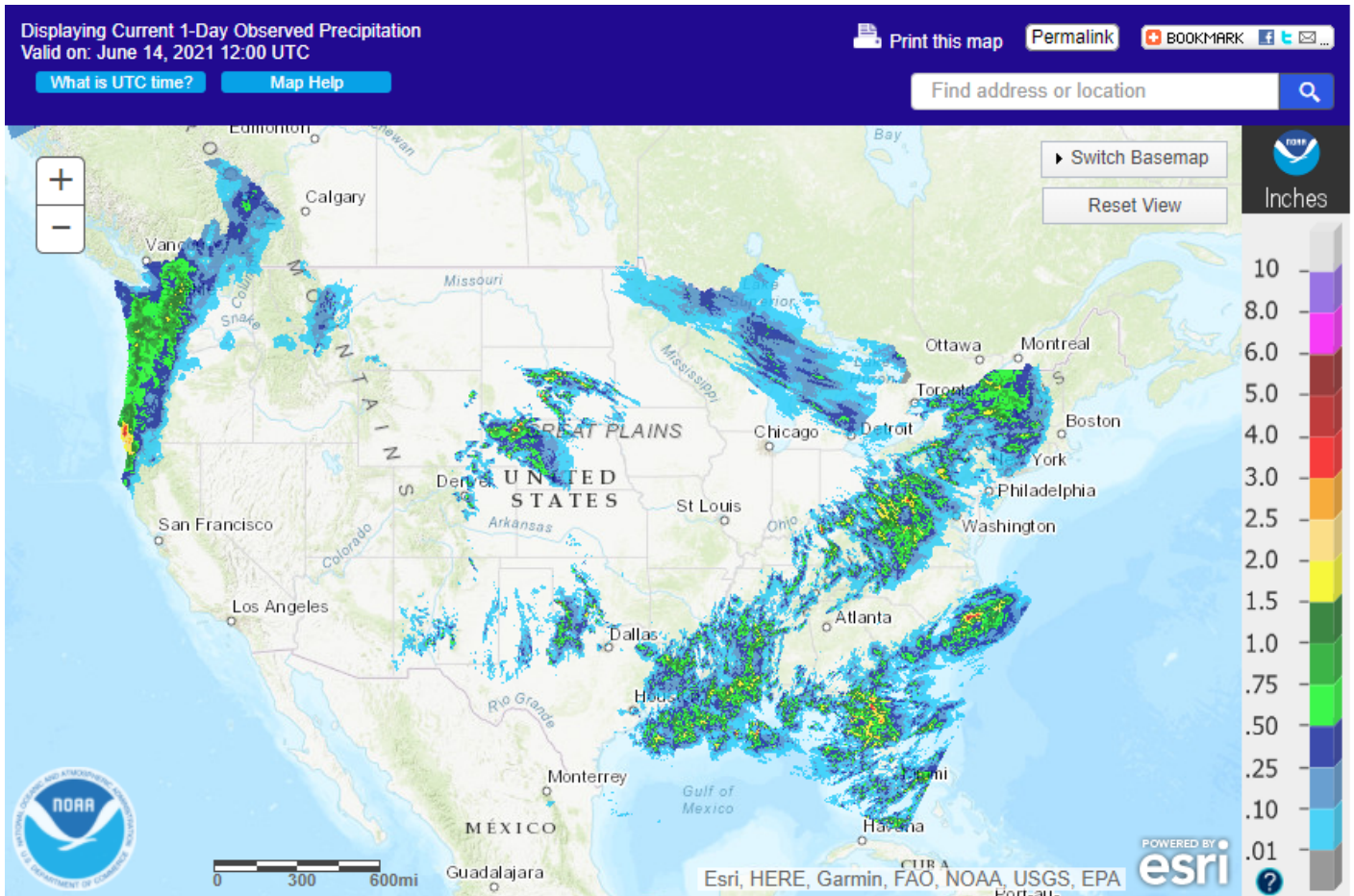
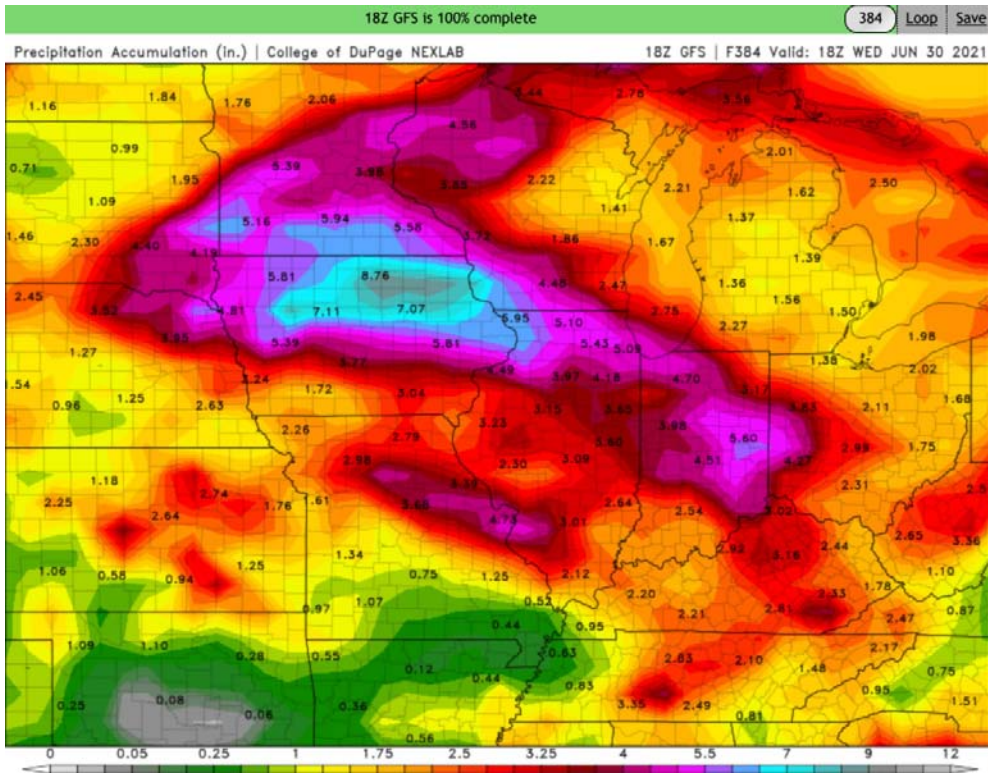
Source: FI, Reuters, USDA, NASS *Conditions, Harvest and Planting progress for 5-YR best guess.

15 days out shows good rain across northern IA.

Terry Reilly Grain Research

Futures International | One Lincoln Center | 18 W 140 Butterfield Rd. | Oakbrook Terrace, IL 60181

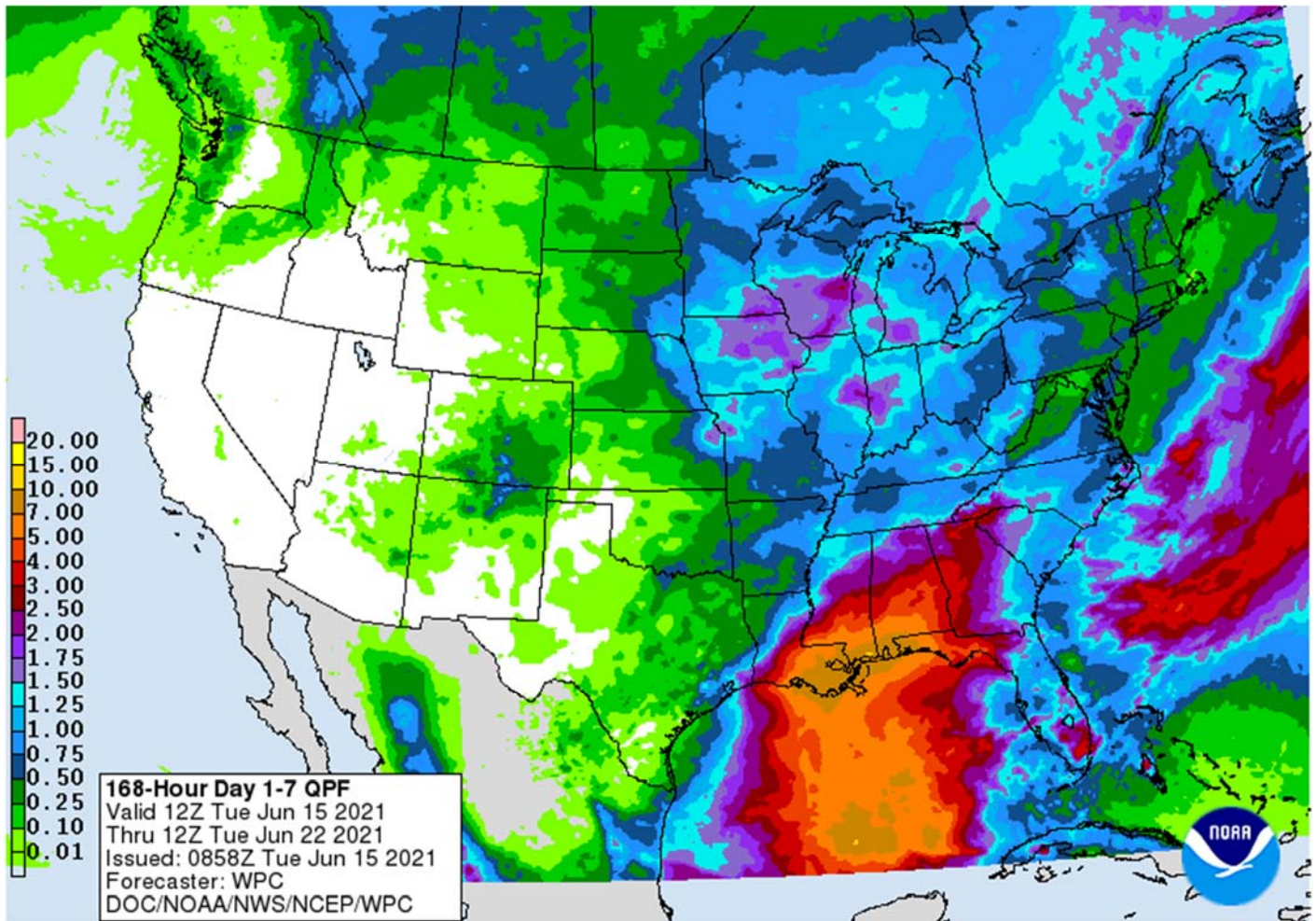
W: 312.604.1366 | treilly@futures-int.com



Terry Reilly Grain Research

Futures International | One Lincoln Center | 18 W 140 Butterfield Rd. | Oakbrook Terrace, IL 60181

W: 312.604.1366 | treilly@futures-int.com



World Weather, Inc.

WORLD WEATHER HIGHLIGHTS FOR JUNE 15, 2021

- Tropical Storm Bill will impact Newfoundland as a mid-latitude storm after losing its tropical characteristics today.
- A new tropical depression or tropical storm is expected in the Gulf of Mexico later this week that will bring heavy rain to eastern Louisiana, southern Mississippi and Alabama.
- In the meantime, three days of excessive heat in the central U.S. will be followed by milder weather for most of the U.S. Plains and Midwest during the weekend and all of next week.
 - Extreme highs to 106 will occur in Montana today and 100-104 in Nebraska and South Dakota Wednesday and in the 90s to 102 in the central Plains and southwestern corn Belt Thursday
- Periods of rain next week will help maintain a good environment for summer crops in the Midwest.
 - North Dakota, northeastern South Dakota and Minnesota may not receive much rain and will continue to deal with some dryness
- Russia's southeastern New Lands and neighboring Kazakhstan will get relief from dryness also in the coming ten days.
- Warm and relatively dry weather is expected from western Kazakhstan into the lower Volga River Valley of Russia for the next ten days
- Good weather will continue in western parts of the CIS
- Excessive rain fell in Shandong, China overnight resulting in some flooding

Terry Reilly Grain Research

Futures International | One Lincoln Center | 18 W 140 Butterfield Rd. | Oakbrook Terrace, IL 60181

W: 312.604.1366 | treilly@futures-int.com

- Eastern China's dry region has shrunk tremendously in the past week, but pockets of dryness are lingering
- The outlook for Europe, Australia and South America is largely unchanged from Monday.
 - Europe will experience a good mix of weather for the next ten days
 - Australia will get some periodic showers that will support winter crop emergence and establishment, although greater rain would be welcome
 - Argentina will continue to receive restricted rainfall over the next ten days
 - Wheat areas in the south and west would benefit from greater rainfall
 - Brazil rainfall will continue in the interior south with no risk of crop damaging cold in key grain, sugarcane or coffee areas during the next ten days
- India's monsoon will remain weak leaving the interior west and far south with limited rainfall for the balance of this month.
- East-central Africa coffee, cocoa, rice and sugarcane areas need greater rainfall
 - This includes parts of Ethiopia, Kenya and Uganda

Source: World Weather, Inc.

Bloomberg Ag Calendar

Tuesday, June 15:

- FT Commodities Global Summit, day 1
- Malaysia June 1-15 palm oil export data
- Malaysia CPO export tax for July (tentative)
- New Zealand Food Prices
- New Zealand global dairy trade auction

Wednesday, June 16:

- EIA weekly U.S. ethanol inventories, production
- FT Commodities Global Summit, day 2
- Australia's Abares to release agricultural commodities report
- Brazil's Unica may release cane crush, sugar production data (tentative)
- CNGOIC oilseed conference, Chengdu, China, Day 1

Thursday, June 17:

- USDA weekly crop net-export sales for corn, soybeans, wheat, cotton, pork, beef, 8:30am
- Port of Rouen data on French grain exports
- Itau webinar on agribusiness outlook, Sao Paulo, Brazil
- CNGOIC oilseed conference, Chengdu, China, Day 2

Friday, June 18:

- ICE Futures Europe weekly commitments of traders report (6:30pm London)
- CFTC commitments of traders weekly report on positions for various U.S. futures and options, 3:30pm
- China customs to publish trade data, including imports of corn, wheat, sugar and pork
- World coffee market report by USDA's Foreign Agricultural Service, 3pm
- FranceAgriMer weekly update on crop conditions
- USDA Total Milk Production

Source: Bloomberg and FI

CBOT Open Interest

CBOT Product			Prompt OI	Change	Total Open Interest*	Change
Soybeans	Sv1	Jul 21	164,387	(12,801)	792,603	(12,686)
Soy Oil	BOv1	Jul 21	75,841	(8,960)	539,624	(5,840)
Soy Meal	SMv1	Jul 21	76,450	(6,428)	411,699	(1,464)
Corn	Cv1	Jul 21	357,021	(13,668)	1,751,593	(8,909)
Oats	Oc1	Jul 21	1,604	(563)	4,058	(439)
CHI Wheat	Wv1	Jul 21	107,931	(5,863)	422,683	(4,185)
KC Wheat	KWv1	Jul 21	54,964	(3,092)	206,581	(447)
Rice	RRc2	Sep 21	4,461	633	7,818	228
					Total Open Interest*	Change
CME Product						
Live Cattle	LCc2	Dec 17	134,261	(2,083)	298,267	(2,131)
Lean Hogs	LHc2	Dec 17	96,399	946	294,788	674

*Previous day preliminary data as of 6/14/2021

Top 15 most active options

Option Strike	TL Globex/Pit Volume	Current Open Interest	Open Interest Change from previous day
SX 1160P	6,198	8,649	+ 1,431
SN 1520P	6,197	4,320	- 1,076
CN 700C	6,185	20,457	+ 827
CU 400P	6,051	10,662	+ 4,615
SN 1500P	5,322	6,853	+ 18
SN 1600C	5,207	8,419	- 273
SN 1620C	5,089	6,830	+ 616
SN 1560C	4,913	3,035	+ 1,271
CN 750C	4,665	14,651	+ 500
SN 1530P	4,026	6,306	- 389
CZ 700C	3,560	31,072	- 562
CQ 700C	3,484	8,701	+ 2,341
CZ 500P	3,390	29,434	+ 1,820
SN 1580C	3,374	5,942	+ 1,359
SN 1550C	3,326	5,986	+ 1,503

*Previous day preliminary data as of 6/14/2021

CBOT Registration Changes

	Reg. Change	Now
Soybeans	0	13
Soybean Meal	0	442
Soybean Oil	0	868
Corn	0	0
Oats	0	16
Chi. Wheat	0	20
KC Wheat	0	1,249
Rice	0	1,578
Ethanol	0	0

Source: CBOT, Reuters and FI

*Previous day data as of

6/14/2021

USDA inspections versus Reuters trade range

Wheat	480,341	versus 275000-500000	range
Corn	1,544,031	versus 1500000-2100000	range
Soybeans	128,092	versus 150000-300000	range

	USDA	Weekly Ave. to	Weekly rate	Shipments
Million Bushels	Projection	To date	to Reach USDA	% of USDA
WHEAT	900	11.4	17.6	2.7%
CORN	2850	51.6	67.0	74.5%
SOYBEANS	2280	50.7	17.8	91.5%
Million Tons	Projection	To date	to Reach USDA	% of USDA
WHEAT	24.49	0.310	0.478	2.7%
CORN	72.39	1.311	1.702	74.5%
SOYBEANS	62.05	1.380	0.484	91.5%

Source: USDA & FI

Macros

Prices as 6/15/21 7:16 AM

	Month	Price	Change
USD	Index	90.612	0.090
EUR/USD	Spot	1.211	(0.001)
USD/BRL	Bid	5.067	0.007
BITCOIN	BTc1	\$40,175	\$465
WTI Crude	JUL1	71.89	1.010
Brent	AUG1	73.74	0.880
Nat Gas	JUL1	3.361	0.009
DJ Mini	JUN1	34387	6
US 10-Yr	JUN1	133 17/32	3/32
Gold	JUL1	1864.4	(0.200)

Source: FI and Reuters

Terry Reilly Grain Research

Futures International | One Lincoln Center | 18 W 140 Butterfield Rd. | Oakbrook Terrace, IL 60181

W: 312.604.1366 | treilly@futures-int.com

Corn

- Weather driving factor. 15 days out shows good rain across northern IA. Today we also think US corn futures are lower on follow through selling and lower wheat. Front month July is seeing limited losses from higher July & August soybeans and good demand for spot US domestic corn. However, yesterday's inspections report came in at the low end of expectations and 67 million bushels are needed to be shipped in order to reach USDA's 2.850 billion bushel crop year export projection. Shipments of corn need to increase over the summer months to reach USDA's, and our export figures.
- The weather models still call for milder temperatures mid this week and next week. 1-7 day for the US looks wetter for the WCB.
- Macro inflation concerns could slow selling in corn futures sometime this week. Yesterday funds sold an estimated net 21,000 corn contracts.
- Corn conditions came in today at 68% G/E, down 4 points, 1 point less than expected.
- CBOT corn OI was down 8,909 contracts on Monday.
- USD was 11 points higher as of 7:11 am CT and WTI up nearly \$1.00.

Export developments.

- None reported

Soybeans

- A rebound in front month soybean oil contracts and reversal in bear spreading in soybeans is supporting July soybean complex contracts. Some feel the biofuel relief talk is overdone with no update or confirmation that it will happen. We think there will be some type of relief but not without some type of bipartisan deal with food producers.
- China is back from holiday and futures fell hard led by palm oil and meal. China hog futures hit a new low. China crush margins declined from last week and are negative for the spot position. It's been a while since we heard of China buying a good amount of soybeans from SA or the US.
- Yesterday's USDA soybean export inspections of 128,092 tons were below expectations.
- US soy crop is at 62% G/E, down 5 points, 3 lower than expected. 94% of the crop is planted, one point below expectations.
- Germany's association of farm cooperatives estimated the 2021 winter rapeseed crop up 4.6% from last summer's crop to 3.67 million tons and compares to their previous estimate of 3.62 million tons.
- Funds on Monday sold an estimated net 14,000 soybean contracts, sold 7,000 soybean meal and sold 6,000 soybean oil contracts.
- Offshore values are leading soybean oil 88 points higher and meal \$1.00 higher.
- Rotterdam rapeseed and soybean oil prices were mixed, and meal mixed.
- China: Back from Holiday.

China Futures (Set. - Prv. Settle)

		15-Jun	11-Jun	
Soybeans #1 (DCE) CNY/MT	SEP1	5579	5703	-124 -2.2%
Soybean Meal	SEP1	3509	3640	-131 -3.6%
Soybean Oil	SEP1	8190	8692	-502 -5.8%
China Palm Oil	SEP1	7004	7530	-526 -7.0%
China Futures Crush Margin				
USD/BU	SEP1	-2.29	-2.17	-0.12
CNY/MT	SEP1	-1315.15	-1244.64	-70.51
Corn (DCE) CNY/MT	SEP1	2691	2741	-50 -1.8%

- AmSpec: Malaysian palm June 1-15 shipments down 6.2% to 652,700 tons. ITS 3.8 decline to 658,900.
- Malaysian palm oil:

MALAYSIA PALM OIL

		15-Jun	14-Jun	
Futures MYR/MT	AUG1	3580	3375	+205 \$870
RBD Olien Cash USD/MT	Aug21	\$925.00	\$897.50	+27.50 3.1%
US Gulf Crude SBO over RBD Palm	Spot	\$552	\$490	\$62

Export Developments

- No fresh export developments.
- Today USDA seeks 1,180 tons of packaged vegetable oil for export donation for July 16-Aug 15 shipment.

NOPA CRUSH REPORT

	Actual May-21	Trade Est*	Act- Trade*	Apr-21	Mar-21	May-20
Crush- mil bu	165.1	na	na	160.3	178.0	169.6
Oil Stocks-mil lbs	1713	na	na	1702	1771	1880
Oil Yield -lbs/bu	na	na	na	11.79	11.84	11.54
Meal Exports -000 tons	na	na	na	689	937	777
Meal Yield -lbs/bu	na	na	na	47.64	47.57	47.11

Sources: NOPA, and FI *(Reuters 160.0-170.4, 1630-1830) (Bloomberg ave.)

Wheat

- US wheat futures are lower on forecasts for improving US and Canadian weather. Egypt is in for wheat and lowest offer was \$250.88 a ton for 60,000 tons of Russian wheat.
- US winter wheat conditions were at 48% G/E, 2 points below the previous week and 2 lower than expected. The winter wheat harvest is getting off to a slow start as only 4% of the crop is harvested, less than the 10% harvested which was expected. This was 6 points below a average trade guess.
- US spring wheat conditions fell by 1 point to 37% G/E, 1 point better than expected.
- Funds on Monday sold an estimated net 6,000 SRW wheat contracts.
- September Paris wheat market basis September was down 2.25 euros at 206.75 at the time this was written.
- Germany's association of farm cooperatives said the 2021 wheat crop is expected to increase by 3.8% on the year to 22.98 million tons. 22.66 million tons was their previous estimate.

Export Developments. **NEW*

- Egypt seeks the usual tender for wheat for August 21-31 shipment and with payment at sight. Lowest offer was \$250.88 a ton for 60,000 tons of Russian wheat.
- Results awaited: Jordan seeks 20,000 tons of wheat bran on June 15 for July/August shipment.
- *South Korea's MFG bought 65,000 tons of feed wheat and \$304.25/ton c&f for October and November arrival.
- *Japan seeks 207,472 tons of food wheat.
- *The Philippines seeks 205,000 tons of milling wheat for Aug/Sep shipment.
- Japan seeks 80,000 tons of feed wheat and 100,000 tons of barley on June 16 under its SBS import system, for arrival in Japan by November 25.
- Jordan seeks 120,000 tons of wheat on June 22 for December shipment.
- Jordan is back in for feed barley on June 23 for Nov/Dec shipment.

Rice/Other

- None reported



Futures International, LLC

An OTC Global Holdings LP Company

CBOT Deliverable Commodities Under Registration

Source: CBOT and FI

Date	CHI Wheat	Change	Oats	Change	Corn	Change	Ethanol	Change	Soybeans	Change	Soy Oil	Change	Soy Meal	Change	Rough Rice	Change	KC Wheat	Change
6/14/2021	20	0	16	0	0	0	0	0	13	0	868	0	442	0	1,578	0	1,249	0
6/11/2021	20	0	16	0	0	0	0	0	13	0	868	0	442	0	1,578	0	1,249	0
6/10/2021	20	0	16	0	0	0	0	0	13	0	868	0	442	0	1,578	0	1,249	0
6/9/2021	20	0	16	0	0	0	0	0	13	0	868	0	442	0	1,578	0	1,249	0
6/8/2021	20	0	16	0	0	0	0	0	13	0	868	0	442	0	1,578	0	1,249	0
6/7/2021	20	0	16	0	0	0	0	0	13	0	868	0	442	0	1,578	0	1,249	0
6/4/2021	20	0	16	0	0	0	0	0	13	0	868	(100)	442	0	1,578	0	1,249	0
6/3/2021	20	0	16	0	0	0	0	0	13	0	968	0	442	0	1,578	0	1,249	0
6/2/2021	20	0	16	0	0	0	0	0	13	0	968	0	442	0	1,578	0	1,249	0
6/1/2021	20	0	16	0	0	0	0	0	13	0	968	(35)	442	0	1,578	0	1,249	0
5/28/2021	20	0	16	0	0	0	0	0	13	0	1,003	0	442	0	1,578	0	1,249	0
5/27/2021	20	0	16	0	0	0	0	0	13	(152)	1,003	0	442	0	1,578	0	1,249	0
5/26/2021	20	0	16	0	0	0	0	0	165	0	1,003	0	442	0	1,578	0	1,249	0
5/25/2021	20	0	16	0	0	0	0	0	165	0	1,003	0	442	0	1,578	0	1,249	0
5/24/2021	20	0	16	0	0	0	0	0	165	0	1,003	0	442	0	1,578	0	1,249	0
5/21/2021	20	0	16	0	0	0	0	0	165	0	1,003	0	442	0	1,578	0	1,249	0
5/20/2021	20	0	16	0	0	0	0	0	165	0	1,003	0	442	0	1,578	0	1,249	0
5/19/2021	20	0	16	0	0	0	0	0	165	0	1,003	0	442	0	1,578	0	1,249	0
5/18/2021	20	0	16	0	0	0	0	0	165	0	1,003	(17)	442	0	1,578	0	1,249	(6)
5/17/2021	20	(68)	16	0	0	0	0	0	165	0	1,020	0	442	0	1,578	4	1,255	(7)
5/14/2021	88	0	16	0	0	0	0	0	165	0	1,020	(35)	442	232	1,574	6	1,262	(5)
5/13/2021	88	5	16	0	0	0	0	0	165	22	1,055	0	210	0	1,568	12	1,267	(10)
5/12/2021	83	15	16	0	0	0	0	0	143	0	1,055	0	210	0	1,556	10	1,277	(6)
5/11/2021	68	0	16	0	0	0	0	0	143	(55)	1,055	0	210	35	1,546	11	1,283	(6)
5/10/2021	68	(66)	16	0	0	0	0	0	198	0	1,055	(100)	175	0	1,535	15	1,289	0
5/7/2021	134	0	16	0	0	0	0	0	198	0	1,155	(2)	175	0	1,520	124	1,289	0
5/6/2021	134	0	16	0	0	0	0	0	198	132	1,157	(4)	175	0	1,396	25	1,289	0
5/5/2021	134	(76)	16	0	0	0	0	0	66	0	1,161	0	175	0	1,371	8	1,289	0
5/4/2021	210	0	16	0	0	0	0	0	66	0	1,161	201	175	0	1,363	8	1,289	0
5/3/2021	210	0	16	0	0	0	0	0	66	0	960	(8)	175	0	1,355	35	1,289	(2)
4/30/2021	210	200	16	16	0	0	0	0	66	0	968	0	175	0	1,320	78	1,291	0
4/29/2021	10	0	0	0	0	0	0	0	66	66	968	0	175	0	1,242	229	1,291	0
4/28/2021	10	0	0	0	0	0	0	0	0	0	968	0	175	0	1,013	0	1,291	0
4/27/2021	10	0	0	0	0	0	0	0	0	(5)	968	0	175	0	1,013	0	1,291	0
4/26/2021	10	0	0	0	0	0	0	0	5	0	968	0	175	0	1,013	0	1,291	0
4/23/2021	10	0	0	0	0	0	0	0	5	0	968	0	175	0	1,013	0	1,291	0

Foreign Agriculture Market Guidance

As of 6:29 AM

Day on day change

		15-Jun	14-Jun	Change
Rotterdam Oils				
Soy oil EUR/MT	Jun/Jul	1,290.00	1,268.00	+22.00
Rape oil EUR/MT	Jun/Jul	1,300.00	1,335.00	-35.00
Rotterdam Soybean Meal				
Argentina USD/MT (high protien)	Jun/Sep	463.50	465.50	-2.00
Argentina USD/MT	Oct/Dec	475.00	480.00	-5.00
Brazil USD/MT (pellets)	Jun/Sep	462.50	463.50	-1.00
Brazil USD/MT	Oct/Dec	468.00	475.00	-7.00
MALAYSIA PALM OIL				
Futures MYR/MT	AUG1	3580	3375	+205 \$870
RBD Olien Cash USD/MT	Aug21	\$925.00	\$897.50	+27.50 3.1%
US Gulf Crude SBO over RBD Palm	Spot	\$548	\$490	\$58
China Futures (Set. - Prv. Settle)				
		15-Jun	11-Jun	
Soybeans #1 (DCE) CNY/MT	SEP1	5579	5703	-124 -2.2%
Soybean Meal	SEP1	3509	3640	-131 -3.6%
Soybean Oil	SEP1	8190	8692	-502 -5.8%
China Palm Oil	SEP1	7004	7530	-526 -7.0%
China Futures Crush Margin				
USD/BU	SEP1	-2.29	-2.17	-0.12
CNY/MT	SEP1	-1315.15	-1244.64	-70.51
Corn (DCE) CNY/MT	SEP1	2691	2741	-50 -1.8%
China Cash				
		15-Jun	11-Jun	
Cash Soybean Crush USD/BU	Spot	-\$0.65	\$0.09	-0.75
Average Cash Wheat USD/BU		\$10.82	\$10.78	+0.03
Average Cash Corn USD/BU		\$11.46	\$11.53	-0.07
Corn North USD/BU	Spot	\$10.80	\$10.88	-0.08
Corn South USD/BU	Spot	\$11.84	\$11.93	-0.10
Reuters Imported Corn South USD/BU	Spot	\$9.59	\$9.70	-0.11
Matif Wheat (Liffe)				
		\$/ton	\$250.66	\$251.45
Matif EUR/MT morning over morning	DEC1	207.00	207.50	-0.50
Matif wheat from prev. settle day before	DEC1	209.00	211.00	-2.00
Baltic Dry Index				
	Spot	2944	2857	+87
		14-Jun	11-Jun	
Exchange Rates				
EU	Euro/\$	1.2109	1.2118	-0.0009
MYR	Ringgit/\$	4.1150	4.1130	+0.0020
CNY	RMB/\$	6.4005	6.3967	+0.0038

Currency adjusted to the CME pit close

In cents/bu
oils in points and meal in USD/short ton

15-Jun
Rot soy oil +253
Rot rape oil -61

Rot meal \$8.06
Rot meal \$4.61

Malaysian Fut +396
Malaysian Cash +297

China soy #1 +15
China meal -\$9.57
China oil -187

Dalian corn +19
+11

ALL OILS
Average lead
88
ALL MEAL
Average lead
\$1.03

CME electronic close change

SN21	-36.25	SMN21	-9.40	BON21	-102	CN21	-25.25
SQ21	-41.25	SMQ21	-9.30	BOQ21	-172	CU21	-31.25
SU21	-42.75	SMU21	-9.40	BOU21	-187	CZ21	-28.50
SX21	-43.50	SMV21	-9.60	BOV21	-192	WN21	-6.25
SF22	-42.75	SMZ21	-10.50	BOZ21	-184	WU21	-6.75
			-11.10		-176	WZ21	-7.00
						WH22	-7.25

#1 China SB is only designed for Non-GMO soybeans, but captures 96-98% of total bean open interest. #2 China soybeans are not heavily traded

Source: Reuters, Dow Jones Newswires and Futures International

Disclaimer

TO CLIENTS/PROSPECTS OF FUTURES INTERNATIONAL, SEE RISK DISCLOSURE BELOW:

THIS COMMUNICATION IS CONVEYED AS A SOLICITATION FOR ENTERING INTO A DERIVATIVES TRANSACTION.

Any trading recommendations and market or other information to Customer by Futures International (FI), although based upon information obtained from sources believed by FI to be reliable may not be accurate and may be changed without notice to customer. FI makes no guarantee as to the accuracy or completeness of any of the information or recommendations furnished to Customer. Customer understands that FI, its managers, employees and/or affiliates may have a position in commodity futures, options or other derivatives which may not be consistent with the recommendations furnished by FI to Customer.

The risk of trading futures and options and other derivatives involves a substantial risk of loss and is not suitable for all persons. In purchasing an option, the risk is limited to the premium paid, and all commissions and fees involved with the trade. When an option is shorted or written, the writer of the option has unlimited risk with respect to the option written. The use of options strategies such as a straddles and strangles involve multiple option positions and may substantially increase the amount of commissions and fees paid to execute the strategy. Option prices do not necessarily move in tandem with cash or futures prices. Each person must consider whether a particular trade, combination of trades or strategy is suitable for that person's financial means and objectives.

This material may include discussions of seasonal patterns, however, futures prices have already factored in the seasonal aspects of supply and demand, and seasonal patterns are no indication of future market trends. Finally, past performance is not indicative of future results.

This communication may contain links to third party websites which are not under the control of FI and FI is not responsible for their content. Products and services are offered only in jurisdictions where solicitation and sale are lawful, and in accordance with applicable laws and regulations in each such jurisdiction.